

ACTION TAKEN REPORT – KANNUR

1. 24 hour working Epidemic Cell constituted in the District Medical Office, Ph. 0497 2700194, 2700709. Dr. Abdul Salam O K, DMO(H) i/c is the Nodal Officer. Mob. 9447021260.
2. District Level RRT meeting conducted on 14.05.07 , 26/06/07 and District Level Inter Sector meeting conducted on 21.05.07,11.06.07 , 25.06.07 & 30.06.07
3. RRT /DMT constituted in all Block CHCs / PHCs and Mini PHCs. Concerned Medical Officer is the Nodal Officer and instruction given to the Field Workers to be vigilant against the disasters.
4. Ward level Health Sanitation Committees constituted and instructed to observe Dry Day on every Sunday.
5. Instruction given to observe Source reduction week from July 7th to 15th 2007.
6. Ensured the availability of Life Saving Medicines in all Hospitals where I.P. facilities are available.
7. Strengthen the casualty and ensured the availability of Ambulance to face the emergency situations.
8. Charges given to the District Level Programme Officers to co-ordinate the activities and evaluate the situations.
9. Ensured the availability of ORS, Bleaching Powder and Insecticides and Lab Consumables in the Hospitals/PHCS& CHCs.
10. Instructed to keep Fever Protocol and collect the Serum/ CSF Samples of suspected fever cases.
11. Ensured the co-operation of NGOs and Private Hospitals.
12. Strengthened the daily and Weekly reporting system through IDSP.
13. Instructed to apply IVM (Integrated Vector Management) to control mosquito breeding. Fogging Machine 20 Nos., Sprayers 184 Nos. and Fish Hatcheries constituted in 80 PHCs.

14. Awareness Programme and Health activities are conducting through Schools, Colleges, MSSs , Kudumbasrees and also through Local TV Channels .
15. Weekly messages releasing through School Assemblies and entrusted to keep Cleanliness through “ Ente Maram ” Programme.
16. Weekly Press Releases are giving.
17. No. 6894 water source are chlorinated.
18. Re-habilitation Centers are identified in the vulnerable areas.
19. Surroundings of all the Govt. Hospitals in the District cleaned as part of the observance of the total sanitation week.
20. Special fever screening camps are conducting in the Tribal areas.
21. Additional field staffs are deputed the PHC Keezhpally to visit the Aralam farm daily.
22. Epidemiological investigation conducted by the ICMR Team headed by Senior scientist Dr. Hemanth Kumar on 21/06/07 & 22/06/07 .

23. Activities:-

	No. of Manpower Deployed	15256
i Source reduction	No. of Source identified	73851
	No. of Source reduced	73851
ii Fogging		46
iii Spraying		785
iv Chikungunya Suspected Blood Samples collected		4
v No. of Wards Covered		3444
	No. of Health Education Classes Conducted	2017
vi IEC	Notice distributed	118610
	Photo Exhibition by Press club, Kannur and Health Dept.	3
vii Medical Camps conducted		14
viii Nets distributed		3275
	Total	78
	IMA Participation	6
	Schools	490
ix NGOs involved for source reduction	Colleges	13
	NSS	11
	NCC	198
	Red Cross & Others (Specify)	662

Year – wise Communicable Disease Status

	Malaria		Lepto		Dengue		Suspected Chikungunya	
	Cases	Death	Cases	Death	Cases	Death	Cases	Death
2005	260	0	72	6	11	1	0	0
2006	237	0	85	9	20	0	21	0
2007-Upto June	52	1	10	0	1	0	4	0

Month-wise Communicable Disease Analysis - 2007

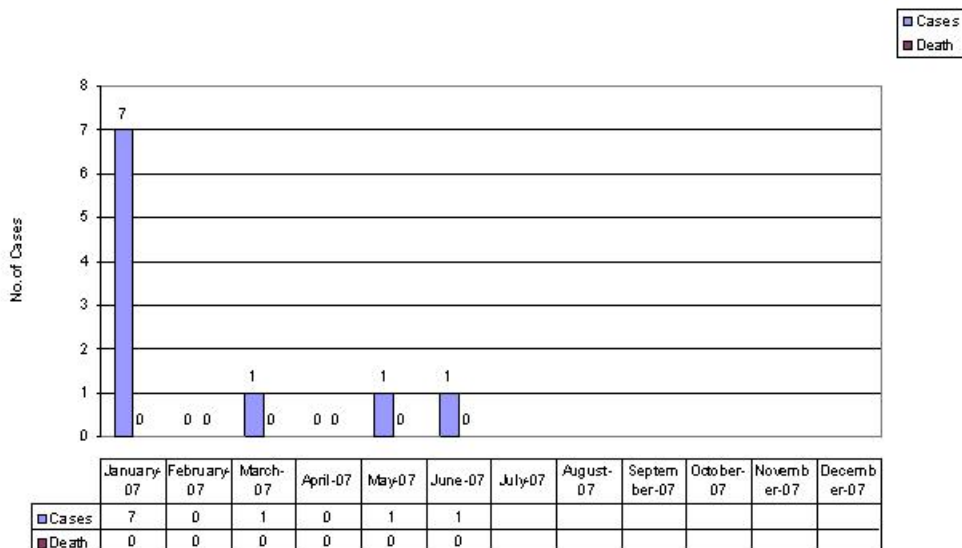
Month	Fever Cases	Suspected Chikungunya cases reported	Confirmed Chikungunya	ADD	Malaria	Dengue	Leptospirosis
Jan-07	14799	0	0	2539	14	0	7
Feb-07	12260	0	0	2285	6	0	0
Mar-07	13072	0	0	2456	5	0	1
Apr-07	11435	0	0	2169	7	0	0
May-07	14200	0	0	2891	14	0	1
Jun-07	29836	4	0	4454	6	1	1
Total	95602	0	0	16794	52 (1 death)	1	10

IDSP-District Surveillance Unit - Kannur
Communicable Diseases Surveillance Report- till 30-06-2007

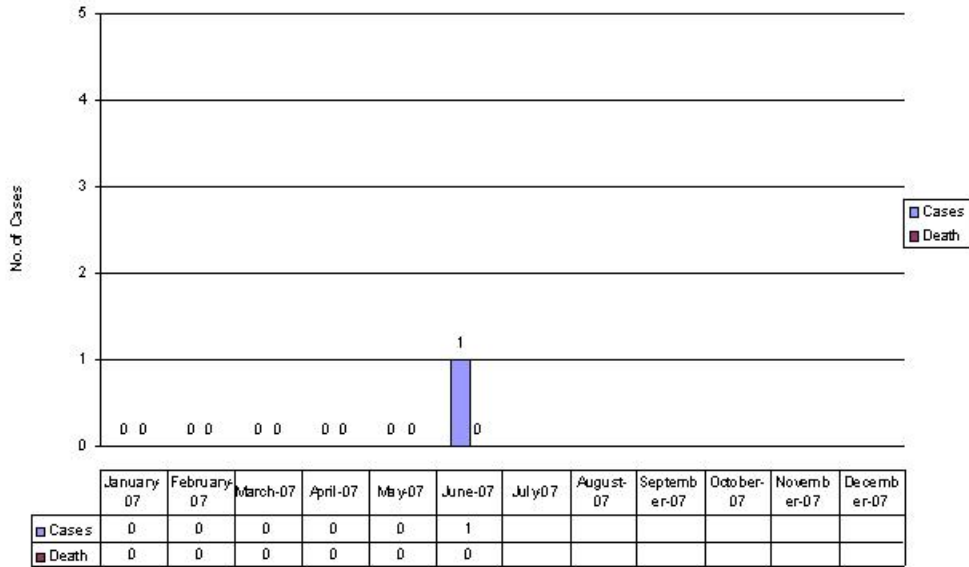
Month	Leptospirosis		Dengue		Malaria		Typhoid		Hep-A		Hep-B		ADD		Fever cases		Chikungunya Fever	
	C	D	C	D	C	D	C	D	C	D	C	D	C	D	C	D	C	D
Jan-07	7	0	0	0	14	0	0	0	1	0	0	0	2539	0	14799	0	0	0
Feb-07	0	0	0	0	6	0	0	0	2	0	0	0	2285	0	12260	0	0	0
Mar-07	1	0	0	0	5	0	2	0	4	0	0	0	2456	0	13072	0	0	0
Apr-07	0	0	0	0	7	1	0	0	3	0	1	0	2169	0	11435	0	0	0
May-07	1	0	0	0	14	0	3	0	4	0	0	0	2891	0	14200	0	0	0
Jun-06	5	2	1	0	17	0	9	0	11	0	0	0	3061	0	20719	0	0	0
June-07	1	0	1	0	6	0	5	0	7	0	0	0	4454	0	29836	0	0	0
july-07																		
Aug-07																		
Sept-07																		
Oct-07																		
Nov-07																		
Dec-07																		
Total-07	10	0	1	0	52	1	10	0	21	0	1	0	16794	0	95602	0	0	0

IDSP- District Surveillance Unit - Kannur

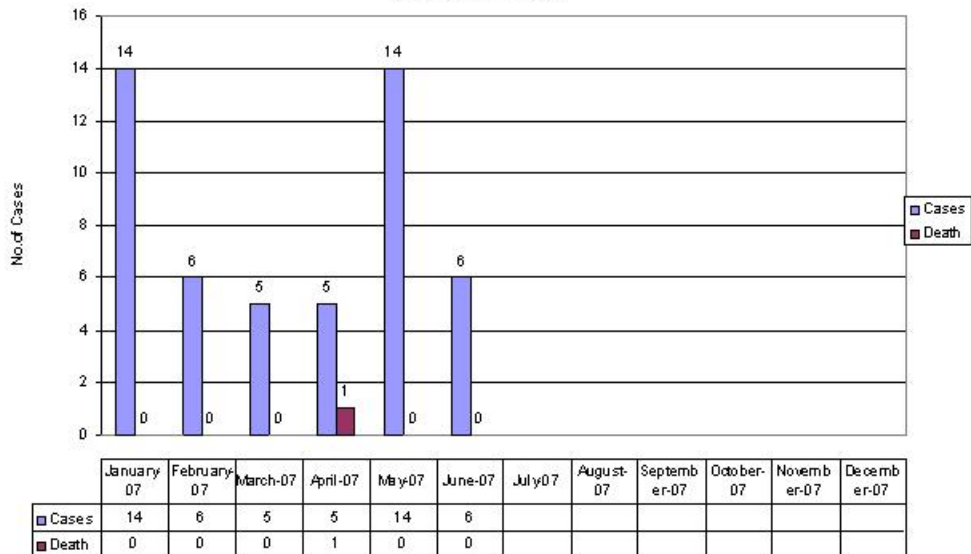
MONTH WISE LEPTOSPIROSIS CASES 2007



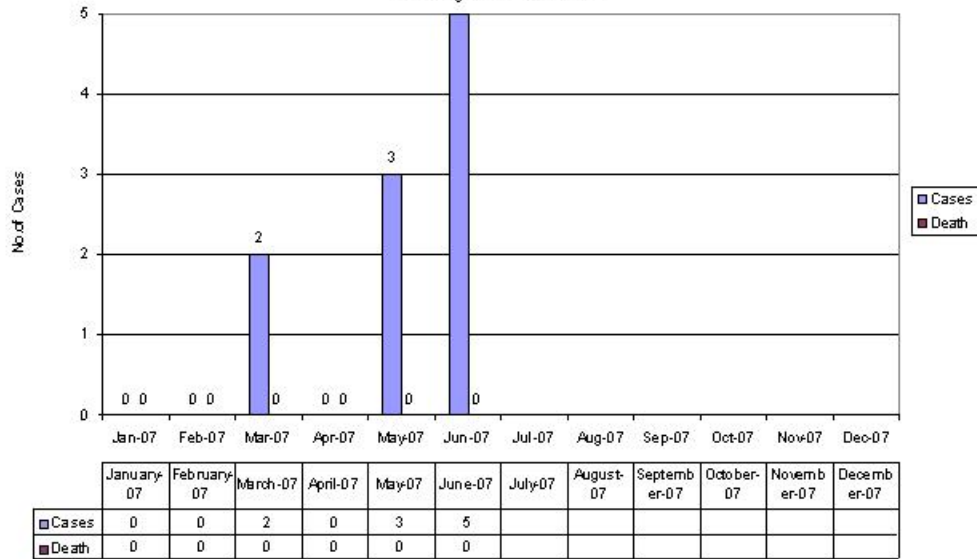
**IDSP- Kannur
Dengue cases 2007**



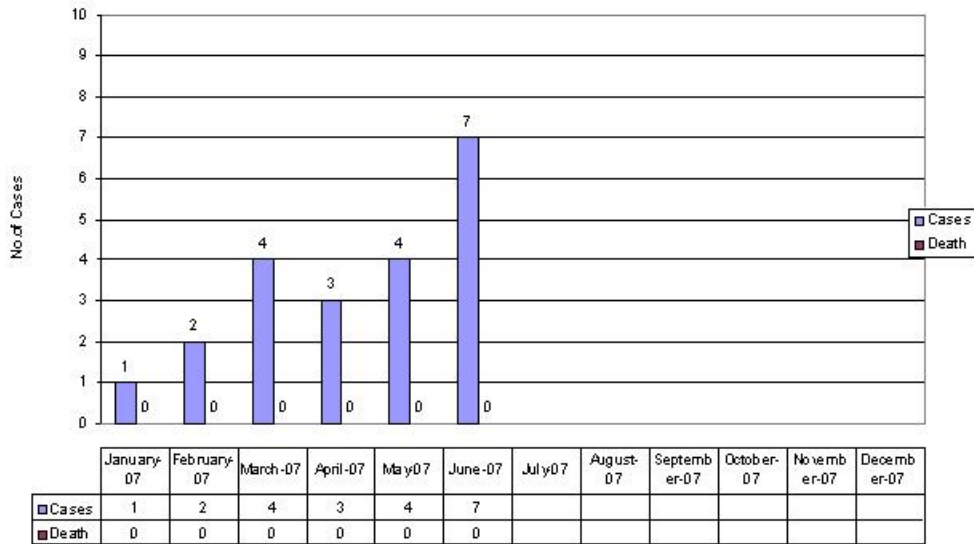
**IDSP- DISTRICT SURVEILLANCE UNIT -KANNUR
MALARIA CASES 2007**



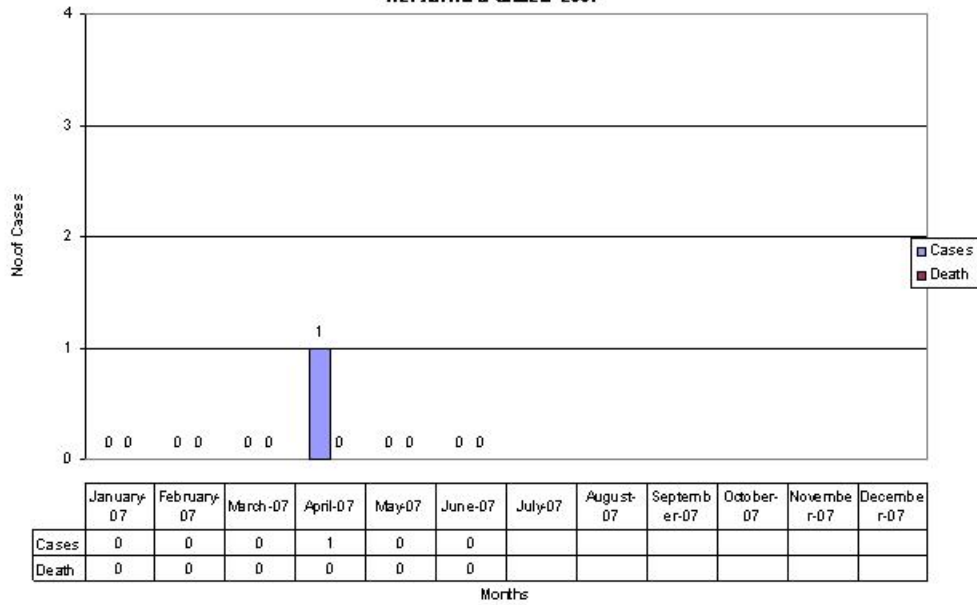
**IDSP- DISTRICT SURVEILLANCE UNIT -KANNUR
TYPHOID CASES -2007**



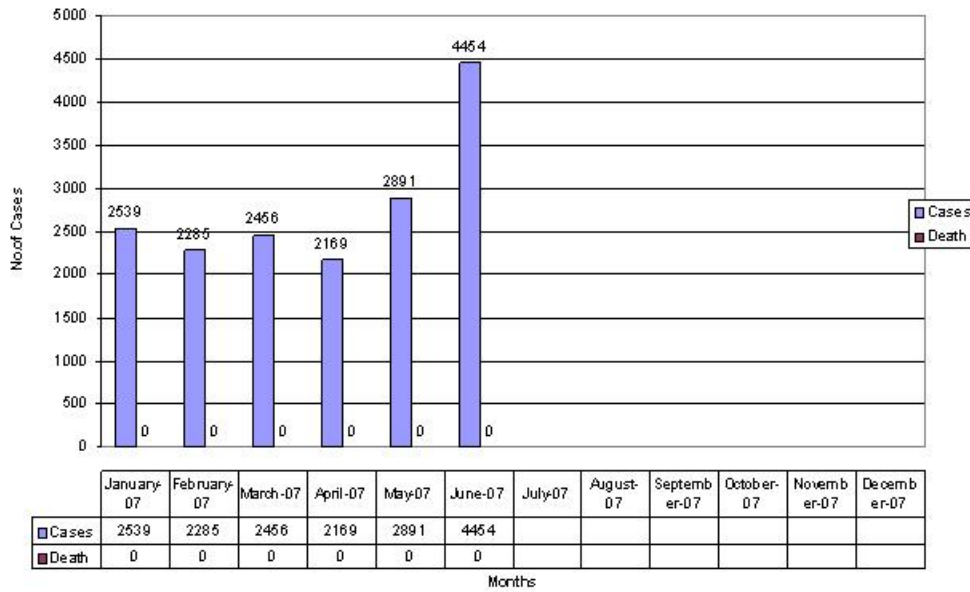
**IDSP-DISTRICT SURVEILLANCE UNIT -KANNUR
HEPATITIS -A CASES -2007**



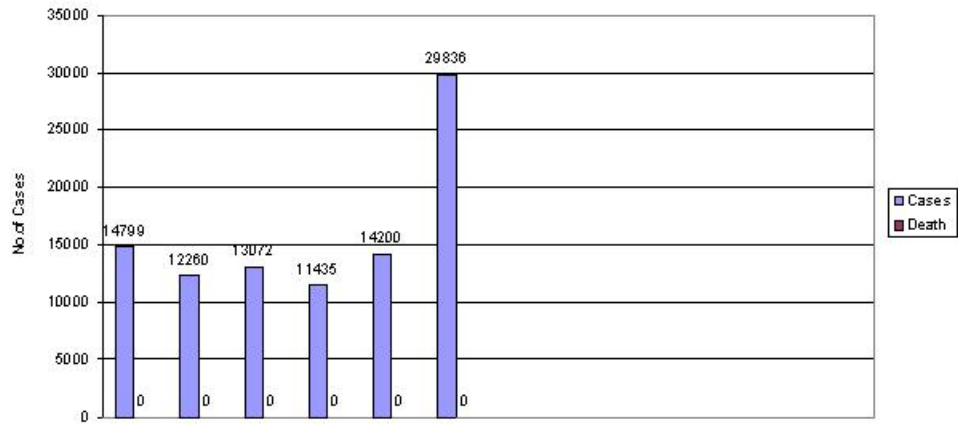
**IDSP- DISTRICT SURVEILLANCE UNIT-KANNUR
HEPATITIS-B CASES -2007**



**IDSP-DISTRICT SURVEILLANCE UNIT-KANNUR
ADD CASES -2007**



**IDSP- DISTRICT SURVEILLANCE UNIT -KANNUR
FEVER CASES - 2007**



	January-07	February-07	March-07	April-07	May-07	June-07	July-07	August-07	September-07	October-07	November-07	December-07
Cases	14799	12260	13072	11435	14200	29836						
Death	0	0	0	0	0	0						

Months